

# LOFTED BARN

[LB] STANDARD FEATURES



## STANDARD FEATURES

- Barn Style Roof with minimum 6'6" height under loft
- All buildings come standard with a 70" wide double door (Shown)
- 2"x6" pressure-treated floor joist spaced at 16" on center
- 5/8" tongue-and-groove flooring
- 3/8" Siding or Metal Siding Available (Metal Shown)
- Wall studs 16" on center and double studded (24" on Metal)
- All buildings can be upgraded to **metal siding for an additional cost.**
- All buildings come standard with 30-year metal roof
- Truss plates are used on ALL JOINTS for maximum stability
- Diamond plate thresholds on all door openings
- 2"x6" floor joists set into notched 4"x6" ground skids for added stability
- 50 year warranty on siding

*Options, building material colors, and other specifics located on Building Options and Upgrades Pages.*



# SIDE LOFTED BARN

[SLB] STANDARD FEATURES



## STANDARD FEATURES

- Barn Style Roof with minimum 6'6" height under loft
- All buildings come standard with a 70" wide double door (Shown)
- 2 (two) 2'x3' windows (Shown)
- 2"x6' pressure-treated floor joist spaced at 16" on center
- 5/8" tongue-and-groove flooring
- 3/8" Siding (Shown) or Metal Siding Available
- Wall studs 16" on center and double studed (24" on Metal)
- All buildings can be upgraded to **metal siding for an additional cost.**
- All buildings come standard with 30-year metal roof
- Truss plates are used on ALL JOINTS for maximum stability
- Diamond plate thresholds on all door openings
- 2"x6" floor joists set into notched 4"x6" ground skids for added stability
- 50 year warranty on siding

*Options, building material colors, and other specifics located on Building Options and Upgrades Pages.*



# SIDE LOFTED BARN

[SLB] STANDARD FEATURES

© Copyright 2016 Premier Portable Buildings. All Rights Reserved. Unauthorized use is punishable by law.



## STANDARD FEATURES

- Barn Style Roof with minimum 6'6" height under loft
- All buildings come standard with a 70" wide double door (Shown)
- 2 (two) 2'x3' windows (Shown)
- 2"x6" pressure-treated floor joist spaced at 16" on center
- 5/8" tongue-and-groove flooring
- 3/8" Siding (Shown) or Metal Siding Available
- Wall studs 16" on center and double studded (24" on Metal)
- All buildings can be upgraded to **metal siding for an additional cost.**
- All buildings come standard with 30-year metal roof
- Truss plates are used on ALL JOINTS for maximum stability
- Diamond plate thresholds on all door openings
- 2"x6" floor joists set into notched 4"x6" ground skids for added stability
- 50 year warranty on siding

*Options, building material colors, and other specifics located on Building Options and Upgrades Pages.*



# UTILITY

[UTX] STANDARD FEATURES



## STANDARD FEATURES


- Low pitched gable roof with 92" interior wall height (Ask about 75" H)
- All buildings come standard with a 70" wide double door (Shown)
- 2"x6' pressure-treated floor joist spaced at 16" on center
- 5/8" tongue-and-groove flooring
- 3/8" Siding (Shown) or Metal Siding Available
- Wall studs 16" on center and double studded (24" on Metal)
- All buildings can be upgraded to **metal siding for an additional cost.**
- All buildings come standard with 30-year metal roof
- Truss plates are used on ALL JOINTS for maximum stability
- Diamond plate thresholds on all door openings
- 2"x6" floor joists set into notched 4"x6" ground skids for added stability
- 50 year warranty on siding

*Options, building material colors, and other specifics located on Building Options and Upgrades Pages.*



# SIDE UTILITY

[SUTX] STANDARD FEATURES



## STANDARD FEATURES

- Low pitched gable roof with 92" interior wall height (Avail. in 75")
- All buildings come standard with a 70" wide double door (Shown)
- 2 (two) 2'x3' windows (Shown)
- 2"x6' pressure-treated floor joist spaced at 16" on center
- 5/8" tongue-and-groove flooring
- 3/8" Siding (Shown) or Metal Siding Available
- Wall studs 16" on center and double studded (24" on Metal)
- All buildings can be upgraded to **metal siding for an additional cost.**
- All buildings come standard with 30-year metal roof
- Truss plates are used on ALL JOINTS for maximum stability
- Diamond plate thresholds on all door openings
- 2"x6" floor joists set into notched 4"x6" ground skids for added stability
- 50 year warranty on siding

*Options, building material colors, and other specifics located on Building Options and Upgrades Pages.*



# CABIN

[C] STANDARD FEATURES



## STANDARD FEATURES

- Low pitched gable roof with 92" interior wall height
  - One (1) 36"x78" 9-lite door
  - Three (3) 2'x3' windows
  - 2"x6" pressure-treated floor joist spaced at 16" on center
  - 5/8" tongue-and-groove flooring
  - 3/8" Siding (Shown) or Metal Siding Available
  - Wall studs 16" on center and double studded (24" of Metal)
  - 6' deep porch included in the full length of the building
  - All buildings can be upgraded to **metal siding for an additional cost.**
  - All buildings come standard with 30-year metal roof
  - Truss plates are used on ALL JOINTS for maximum stability
  - 2"x6" floor joists set into notched 4"x6" ground skids for added stability
  - 50 year warranty on siding
- New Center Cabin (CC) model also shown, Center Loft Cabin also available.

*Options, building material colors, and other specifics located on Building Options and Upgrades Pages.*



# LOFTED BARN CABIN

[LBC] STANDARD FEATURES



## STANDARD FEATURES


- Barn Style Roof with 6'6" height under loft
- One (1) 36"x78" 9-lite door
- Three (3) 2'x3' windows
- 2"x6' pressure-treated floor joist spaced at 16" on center
- 5/8" tongue-and-groove flooring
- 3/8" Siding (Shown) or Metal Siding Available
- Wall studs 16" on center and double studded (24" on Metal)
- 6' deep porch included in the full length of the building
- New Loft and Porch configuration for more head room and usability.
- All buildings can be upgraded to **metal siding for an additional cost.**
- All buildings come standard with 30-year metal roof
- Truss plates are used on ALL JOINTS for maximum stability
- 2"x6" floor joists set into notched 4"x6" ground skids for added stability
- 50 year warranty on siding

*Options, building material colors, and other specifics located on Building Options and Upgrades Pages.*



# PREMIER® LOFTED BARN CABIN

[PLBC] STANDARD FEATURES



## STANDARD FEATURES

- Barn Style Roof with 6'6" height under loft
- One (1) 36"x78" 9-lite door
- Four (4) 2'x3' windows
- 2"x6' pressure-treated floor joist spaced at 16" on center
- 5/8" tongue-and-groove flooring
- 3/8" Siding (Shown) or Metal Siding Available
- Wall studs 16" on center and double studded (24" on Metal)
- 6' deep porch included in the full length of the building
- All buildings can be upgraded to **metal siding for an additional cost.**
- All buildings come standard with 30-year metal roof
- Truss plates are used on ALL JOINTS for maximum stability
- New Loft and Porch configuration for more head room and usability.
- 2"x6" floor joists set into notched 4"x6" ground skids for added stability
- 50 year warranty on siding

*Options, building material colors, and other specifics located on Building Options and Upgrades Pages.*

PREMIERBUILDINGS.US



# GARAGE

[G] STANDARD FEATURES

© Copyright 2016 Premier Portable Buildings. All Rights Reserved. Unauthorized use is punishable by law.



## STANDARD FEATURES


- Low pitched gable roof with 92" interior wall height
- One (1) 9'x7' roll-up door
- One (1) 36"x78" 4-lite door
- Two (2) 3'x3' windows
- 2"x6' pressure-treated floor joist spaced at 12" on center
- 3/4" Premium flooring
- 3/8" Siding (Shown) or Metal Siding Available
- Wall studs 16" on center and double studded (24" on Metal)
- All buildings can be upgraded to **metal siding for an additional cost.**
- All buildings come standard with 30-year metal roof
- Truss plates are used on ALL JOINTS for maximum stability
- Diamond plate thresholds on all door openings
- 2"x6" floor joists set into notched 4"x6" ground skids for added stability
- 50 year warranty on siding

Options, building material colors, and other specifics located on Building Options and Upgrades Pages.



# LOFTED BARN GARAGE

[LBG] STANDARD FEATURES



## STANDARD FEATURES

- Barn style roof with 6'6" height under roof
- One (1) 9'x7' roll-up door
- One (1) 36"x78" 4-lite door
- Two (2) 3'x3' windows
- 2"x6' pressure-treated floor joist spaced at 12" on center
- 3/4" Premium flooring
- 3/8" Siding (Shown) or Metal Siding Available
- Wall studs 16" on center and double studded (24" on Metal)

- All buildings can be upgraded to **metal siding for an additional cost.**
- All buildings come standard with 30-year metal roof
- Truss plates are used on ALL JOINTS for maximum stability
- Diamond plate thresholds on all door openings
- 2"x6" floor joists set into notched 4"x6" ground skids for added stability
- 50 year warranty on siding

*Lofted Barn Garage shown with optional window and door placement*

*Options, building material colors, and other specifics located on Building Options and Upgrades Pages.*

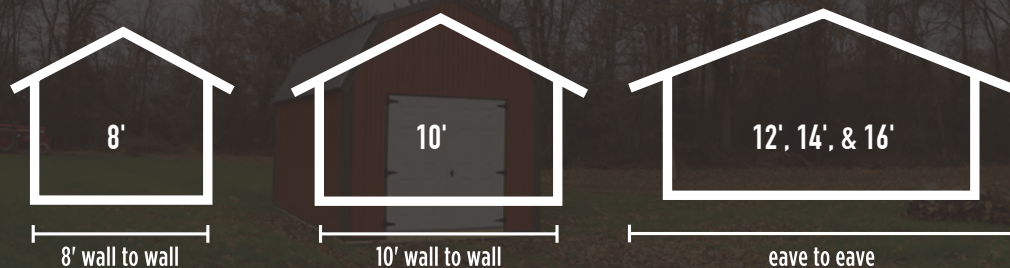


# MENNONITE CRAFTSMANSHIP

PROUDLY MADE IN NORTH AMERICA

**PREMIER**  
PORTABLE BUILDINGS

© Copyright 2016 Premier Portable Buildings. All Rights Reserved. Unauthorized reproduction is punishable by law.



\*Excluding Texas.  
Widths are Wall to Wall

## STANDARD FEATURES IN ALL OUR BUILDINGS

- All buildings come standard with 30-year metal roof
- 2"x6" floor joists set into notched 4"x6" ground skids for added stability
- 5/8" Premium shed flooring (excluding Garages)
- Garage flooring is 3/4" Premium flooring
- Truss plates are used on doors & trusses for maximum durability
- 2"x4" reinforced doors
- Standard wooden doors are 70" and double opening
- Diamond plate thresholds on all door openings (excluding Cabins)

*Options, building material colors, and other specifics located on Building Options and Upgrades Pages.*

PREMIERBUILDINGS.US






# BUILDING OPTIONS

AVAILABLE ON ALL MODELS






## 13 METAL COLORS\*

Radiant Red, Rustic Red, Burgundy, Brown, Burnished Slate, Clay, Light Stone, Grey, Green, Blue, Galvalume, White, Black



## 6 SIDING COLORS\*

Sand Stone, Chestnut Brown, Driftwood, Mahogany, Dark Ebony, Scarlett Red



## UPGRADE TO METAL

- |   |                 |
|---|-----------------|
| ■ 8' - 10' Wide Building Metal Upgrade Cost | <b>\$200.00</b> |
| ■ 12' Wide Building Metal Upgrade Cost      | <b>\$400.00</b> |
| ■ 14' Wide Building Metal Upgrade Cost      | <b>\$600.00</b> |
| ■ 16' Wide Building Metal Upgrade Cost      | <b>\$800.00</b> |

*Vertically run metal siding and OSB Walls included in Metal Siding Upgrade.*

## DIAMOND TREAD-PLATE RAMPS


- |  |                 |
|--|-----------------|
| ■ 6' X 5' Steel Diamond Tread-Plate Ramp | <b>\$385.00</b> |
| ■ 9' X 8' Steel Diamond Tread-Plate Ramp | <b>\$665.00</b> |

# FREE DELIVERY and FREE SETUP!



## LEVELING BLOCKS

Pressure Treated Wooden Blocks for leveling up to 18" are provided. Concrete blocks may be used, but must be provided by customer.



*\*Actual colors may vary from those displayed.*



# OPTIONAL UPGRADES

MAKE YOUR BUILDING FIT YOUR NEEDS



## UPGRADE YOUR BUILDING

- 36" Solid Door \$225.00
- 9-Lite 36" Door \$275.00
- 4-Lite 36" Door \$300.00
- 70" Double Door \$150.00
- 6' Roll-up Garage Door \$475.00
- 9' Roll-up Garage Door (Exceptions Apply) \$525.00
- 2'x3' Window \$65.00
- 3'x3' Window \$80.00
- Fiber Glass French Door \$300.00
- Workbench for 8' Wide Building \$120.00
- Workbench for 10' Wide Building \$150.00
- Workbench for 12' Wide Building \$180.00
- Workbench for 14' Wide Building \$210.00
- Workbench for 16' Wide Building \$240.00
- 3 Tier Shelves for 8' Wide Building \$120.00
- 3 Tier Shelves for 10' Wide Building \$150.00
- 3 Tier Shelves for 12' Wide Building \$180.00
- 3 Tier Shelves for 14' Wide Building \$210.00
- 3 Tier Shelves for 16' Wide Building \$240.00
- Loft Space \$15/Linear Foot
- 3/4" Premium Flooring \$.50/Sq. Foot

*Deducted options carry a 50% retail value.*

*Deducted Options carry only 50% retail value.*





# PREMIER® QUALITY AND WARRANTY

WE STAND BY OUR BUILDINGS



Copyright © 2016 Premier Portable Buildings, LLC. All rights Reserved. Unauthorized use is punishable by law.

## WARRANTY.

**5 Year Warranty:** Premier Buildings offers a five year full coverage warranty on materials and workmanship. Some exclusions may apply. Storm damage is not covered by warranty; refer to your homeowners or renter insurance policy to see if you are covered. Most homeowners automatically cover outbuildings or accessory structures. Renters policies do not typically provide coverage unless the renter adds the structure. **Limited Lifetime Warranty:** There is a limited lifetime warranty against termite damage and fungal decay on all pressure treated materials (from pressure treating company.) 30 year pro-rated warranty on roof shingles from the shingle company. 30 year limited paint warranty on metal panels from the metal supplier.

## FLOOR SYSTEM.

8' and 10' wide buildings come with 2-4x6 pressure treated skids approximately 5' on center and 2x6 pressure treated floor joists 16" on center (garage floor joists are 12" on center and 3/4" Premium flooring). 5/4 radius edged pressure treated deck boards on all porches. 5/8" tongue-and-groove flooring in the interior of the building.

## WALL STRUCTURE.

2x4 wall studs spaced 16" on center (metal spacing is 24" on center). Single top and sill plates unless noted. All buildings can be upgraded to metal roof and walls which carries a 30 year limited warranty (from the metal manufacturer.)

## DOORS.

Cabins and Lofted Barn Cabins come with fiber glass, wood and foam core manufactured doors with primed jambs. All buildings come with locks and keys.

## WINDOWS.

Windows are metal, single glazed, double hung units with grids to give them the appearance of multiple panes of glass. These windows are designed to be installed vertically. We can install them horizontally, but this type of installation voids the warranty.

## ROOF STRUCTURE.

2x4 shop build trusses with pressed on steel truss plates, 7/16" Oriented Strand Board roof decking. 30 year 29 gauge standard metal roofing at no extra charge.

## DELIVERY INFORMATION:

Orders take, on average, 15-20 business days in most areas. Inventory sales take an average of 5-7 business days in most areas. A delivery professional will contact you a few days before delivery to schedule your delivery date and approximate time. Premier Buildings is not responsible for damage to yards, driveways, or underground utilities.

## PERMITS INFORMATION:

Premier Buildings is not responsible for building permits and homeowners association rules and covenants. It is up to the customer to get permits prior to placing order. Customer should be aware of any setbacks and right of ways on property. Customer will incur charges if we have to come back and move your building.